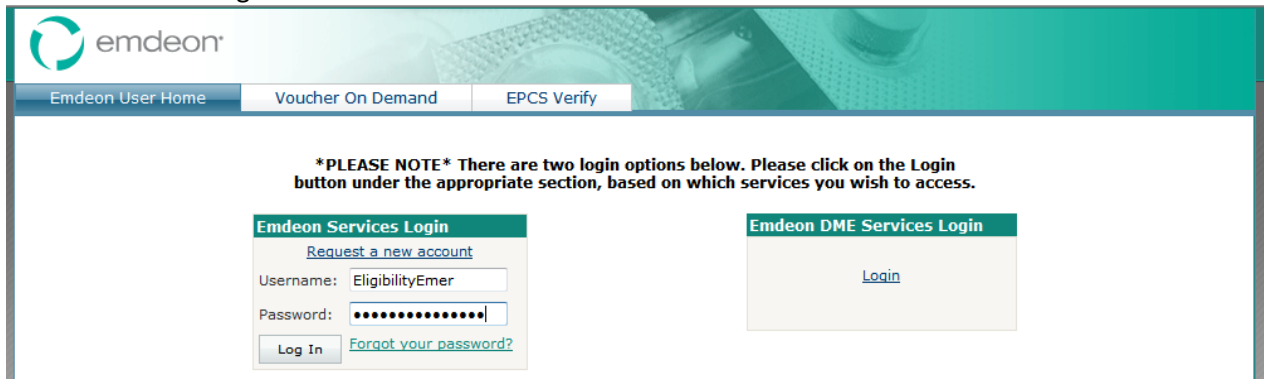
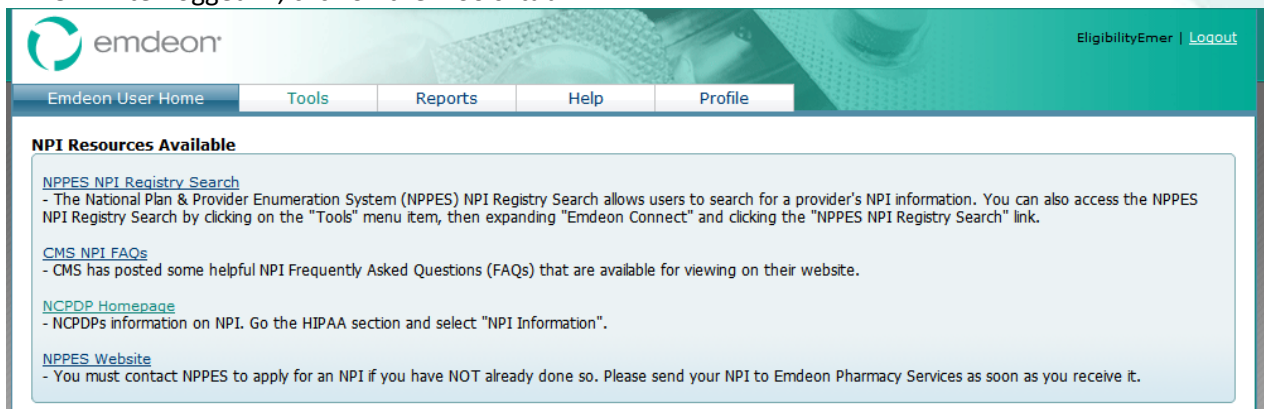


Emergency Eligibility Information – User Instructions

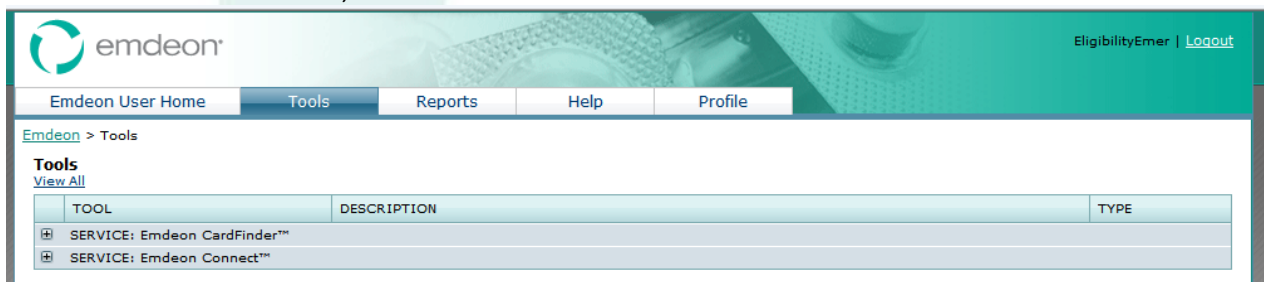
1. Enter the following website address in your internet browser: <https://secure.ernetwork.com>
2. Enter the following Username: **EligibilityEmer**
3. Enter the Password:
 - Password updated frequently. Please contact Emdeon Customer Support at 866-379-6389 or via e-mail at pharmacysupport@emdeon.com to obtain current password. Please inform the Customer Support Representative that you would like the Emergency Eligibility Information Password.
4. Click on 'Log In'



5. After logged in, click on the 'Tools' tab

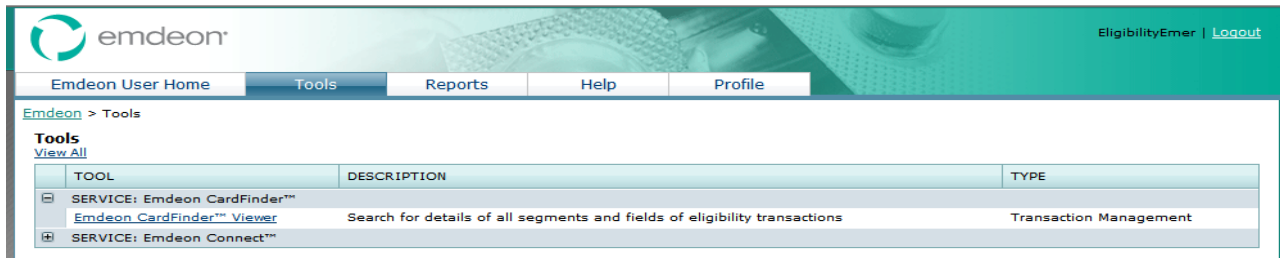


6. From the 'Tools' tab, click on the '+' next to 'SERVICE: Emdeon CardFinder'



TOOL	DESCRIPTION	TYPE
+	SERVICE: Emdeon CardFinder™	
+	SERVICE: Emdeon Connect™	

7. Click on 'Emdeon CardFinder Viewer'



EligibilityEmer | [Logout](#)

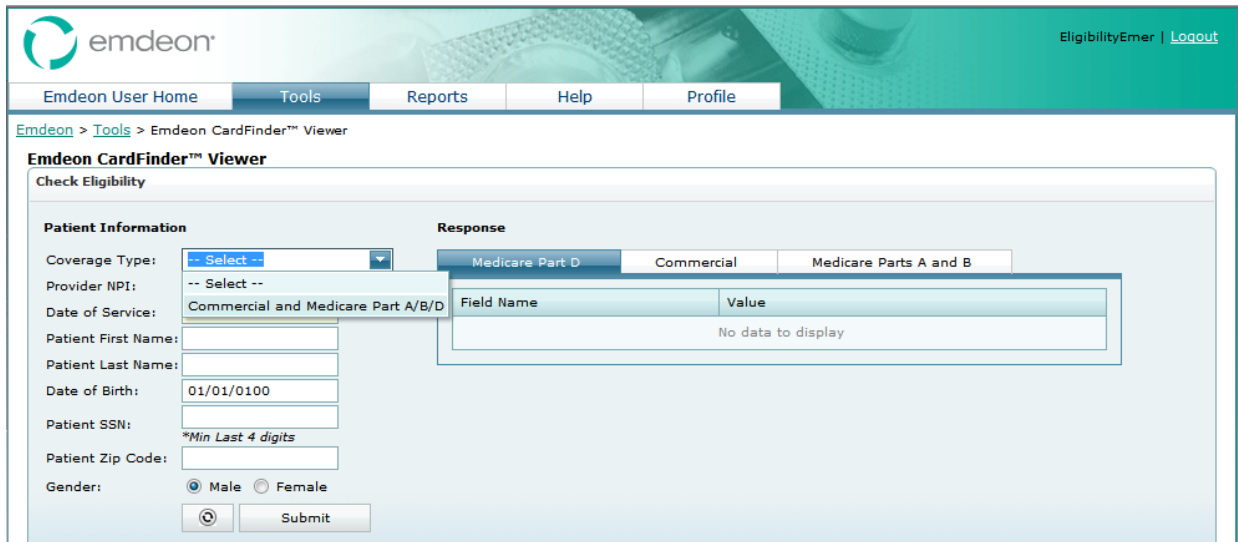
Emdeon User Home | **Tools** | Reports | Help | Profile

Emdeon > Tools

Tools
[View All](#)

TOOL	DESCRIPTION	TYPE
SERVICE: Emdeon CardFinder™		
Emdeon CardFinder™ Viewer	Search for details of all segments and fields of eligibility transactions	Transaction Management
SERVICE: Emdeon Connect™		

- From the 'Coverage Type:' dropdown menu, select 'Commercial and Medicare Part A/B/D'



EligibilityEmer | [Logout](#)

Emdeon User Home | **Tools** | Reports | Help | Profile

Emdeon > [Tools](#) > Emdeon CardFinder™ Viewer

Emdeon CardFinder™ Viewer

Check Eligibility

Patient Information

Coverage Type: **-- Select --** (dropdown menu open showing: Medicare Part D, Commercial, Medicare Parts A and B, Commercial and Medicare Part A/B/D)

Provider NPI: -- Select --

Date of Service:

Patient First Name:

Patient Last Name:

Date of Birth:

Patient SSN:

Patient Zip Code:

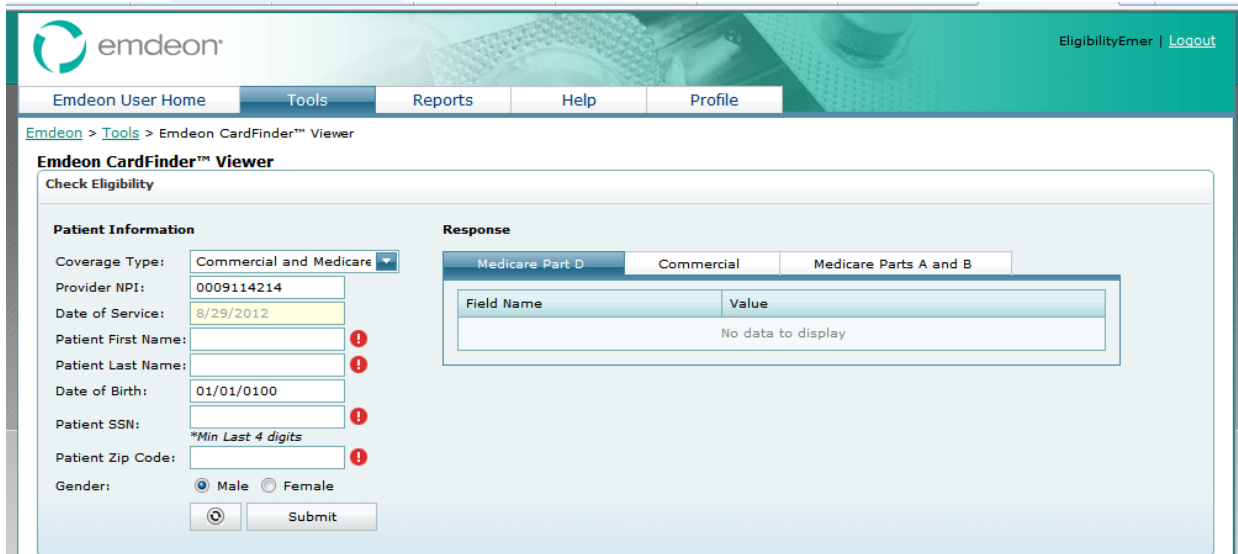
Gender: Male Female

Response

Medicare Part D | **Commercial** | Medicare Parts A and B

Field Name	Value
No data to display	

- For the 'Provider NPI:', enter 0009114214.
- Enter the Patient First Name
- Enter the Patient Last Name
- Enter the Patient Date of Birth
- Enter the Patient Social Security Number
- Enter Patient Zip Code
- Click on the appropriate radio button for the Patient Gender
- Click on Submit



EligibilityEmer | [Logout](#)

Emdeon User Home | **Tools** | Reports | Help | Profile

Emdeon > [Tools](#) > Emdeon CardFinder™ Viewer

Emdeon CardFinder™ Viewer

Check Eligibility

Patient Information

Coverage Type: **Commercial and Medicare** (dropdown menu)

Provider NPI:

Date of Service:

Patient First Name: !

Patient Last Name: !

Date of Birth:

Patient SSN: !

Patient Zip Code: !

Gender: Male Female

Response

Medicare Part D | **Commercial** | Medicare Parts A and B

Field Name	Value
No data to display	